





How to order Waterlines on a Petticrows Dragon



You imagine 4 thin lines on the Water level

If you like to have you specify

1 thin line WL1 1 
2
3
4

1 thick line WL1 + WL 2 1 
2
3
4

2 thin lines WL1 + WL 3 1 
2
3 
4

combinat WL1 + WL3+WL4 1 
2
3 
4

those are the standard combinations – but with this system, you could create also other combinations , such as :

WL 1 black 1 
WL 2 light blue 2 
WL 3 black 3 
WL 4 black 4 

Then you get a thin and a thick line in black with a blue line in between.

So you could order a rainbow or many other colour combinations

WL 1 green 1 
WL 2 red 2 
WL 3 yellow 3 
WL 4 blue 4 

But I guess - you want have a nice white dragon - with no water lines